

BITUMINOUS MIX CURVES

DATE


PROJECT

JOB

RECAP OF MARSHALL TEST RESULTS


PERCENT BITUMEN CONTENT					
UNIT WEIGHT - AGGREGATE ONLY					
UNIT WEIGHT - TOTAL MIX					
STABILITY					
FLOW					
PERCENT VOIDS - AGGREGATE ONLY					
PERCENT VOIDS - TOTAL MIX					
PERCENT OF TOTAL VOIDS FILLED WITH BITUMEN					

FLOW (1/100 Incht)




PERCENT BITUMEN


UNIT WEIGHT - TOTAL MIX (Lb. Per Cul Ft.)




PERCENT VOIDS - TOTAL MIX



STABILITY (Lb.)



PERCENT TOTAL VOIDS FILLED WITH BITUMEN



PERCENT BITUMEN

PERCENT BITUMEN

TECHNICIAN (Signature)

PLOTTED BY (Signature)

CHECKED BY (Signature)