


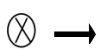




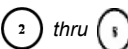




INDUSTRIAL RADIOGRAPHY UTILIZATION LOG FACILITY SURVEY DRAWING

<i>ORGANIZATION</i>	<i>RSO SURVEY DATE</i>	<i>AIRCRAFT MODEL</i>	<i>PART NOMENCLATURE</i>
---------------------	------------------------	-----------------------	--------------------------

LEGEND	DETAILED DRAWING OF EXPOSURE AREA
	<div style="border: 1px solid black; height: 600px; width: 100%;"></div>
	
	
	
	
	
	
	
	
	
	

SUPERVISOR REVIEW

<i>DATE</i>	<i>PRINTED NAME/GRADE:</i>	<i>SIGNATURE</i>
<i>DATE</i>	<i>PRINTED NAME/GRADE:</i>	<i>SIGNATURE</i>

**Download any U.S. FedForm (free, fillable, savable in Adobe Reader)!
Start with the "Flash Demo" at the top of the following page:
www.usa-federal-forms.com**

**Convert any fillable PDF form to savable (locally, in Adobe Reader):
www.savePDF.com**

**Convert any document (in any format) to PDF fillable and savable:
www.FillinDocs.com**

**All (10's of 1,000's) U.S. Federal Forms already fillable, savable:
www.usa-federal-forms.com**

About the ITAOP/savePDF Method

The traditional Field-by-Field creation process is extremely ineffective and slow.

The only realistic option to create high-quality forms is the Insert-Text-Anywhere-on-Page (ITAOP) method.

The field creation process is about 10,000 times faster than the traditional method; the list of ITAOP features is not even available for the traditional method.

ITAOP savePDF method proved to be very simple and completely reliable for millions of users all over the world (incl. individuals, companies, organizations, government employees).